













PMEX UPDATE

<p>SELL</p>  <p>CRUDE10-MY26 98.94 -2.41% Expiry 20/Apr/26 Remaining 19 Days</p> <p>Entry 100.31 - 99.44 Stoploss 101.63 Take Profit 98.13 - 97</p>	<p>SELL</p>  <p>NGAS1K-MY26 2.8460 -1.32% Expiry 27/Apr/26 Remaining 26 Days</p> <p>Entry 2.86 - 2.85 Stoploss 2.91 Take Profit 2.81 - 2.79</p>	<p>BUY</p>  <p>GO10Z-JU26 4,777.50 2.11% Expiry 27/May/26 Remaining 56 Days</p> <p>Entry 4758 - 4768 Stoploss 4724.22 Take Profit 4797 - 4807</p>	<p>N/A</p>  <p>SL10-MA26 75.37 Expiry Remaining</p> <p>Entry --- Stoploss #VALUE! Take Profit ---</p>
<p>BUY</p>  <p>PLATINUM5-JY26 1,977.45 0.37% Expiry 26/Jun/26 Remaining 86 Days</p> <p>Entry 1990 - 1994 Stoploss 1963.43 Take Profit 2020 - 2040</p>	<p>BUY</p>  <p>COPPER-MY26 5.6122 -0.03% Expiry 28/Apr/26 Remaining 27 Days</p> <p>Entry 5.55 - 5.58 Stoploss 5.51 Take Profit 5.61 - 5.64</p>	<p>SELL</p>  <p>ICOTTON-MY26 68.78 -1.74% Expiry 22/Apr/26 Remaining 21 Days</p> <p>Entry 69.09 - 68.84 Stoploss 69.23 Take Profit 68.36 - 68.01</p>	<p>BUY</p>  <p>DJ-JU26 46,929 0.74% Expiry 17/Jun/26 Remaining 77 Days</p> <p>Entry 46875 - 46940 Stoploss 46570.23 Take Profit 47108 - 47215</p>
<p>BUY</p>  <p>SP500-JU26 6,621 0.76% Expiry 17/Jun/26 Remaining 77 Days</p> <p>Entry 6600 - 6615 Stoploss 6549.81 Take Profit 6640 - 6650</p>	<p>BUY</p>  <p>NSDQ100-JU26 24,152 0.99% Expiry 17/Jun/26 Remaining 77 Days</p> <p>Entry 23963 - 24005 Stoploss 23716.85 Take Profit 24106 - 24276</p>	<p>SELL</p>  <p>GOLDUSDJPY-MY26 158.50 -0.19% Expiry 28/Apr/26 Remaining 27 Days</p> <p>Entry 158.86 - 158.76 Stoploss 159.18 Take Profit 158.48 - 158.28</p>	<p>BUY</p>  <p>GOLDEURUSD-MY26 1.1601 0.42% Expiry 28/Apr/26 Remaining 27 Days</p> <p>Entry 1.1615 - 1.1622 Stoploss 1.160 Take Profit 1.1641 - 1.1651</p>

Major Headlines

Oil Prices May Remain Range Bound Near \$100 Amid Mixed Signals on De-Escalation

Oil prices fell further as risk assets extended their rebound from Tuesday, when President Trump confirmed earlier reports that he was willing to leave the Iran conflict with the Strait unopened within two-three weeks. Reports suggesting Iranian officials may be open to dialogue have also helped to trigger a downward reaction in oil prices. But with oil supply still constrained and until the Strait of Hormuz remains effectively shut for the US and its allies, the global energy [see more...](#)

Gold Rises as Geopolitical Risk Premium Fades

Gold prices rose more than 4% on Wednesday, approaching 4,690 USD per ounce amid signs of easing tensions in the Middle East. Expectations of de-escalation could lead to lower oil prices and reduced concerns about further tightening of central bank policy. Donald Trump stated he was ready to end the conflict with Iran even with the Strait of Hormuz [see more...](#)

Wall St. futures rise on Iran war de-escalation hopes, indexes set for monthly drops

U.S. stock index futures gained on Tuesday, as markets welcomed a report signaling a potential de-escalation in the Middle East conflict that has set the S&P 500 and the Dow for their biggest monthly decline in years.

The Wall Street Journal on Monday reported that U.S. President Donald Trump told aides he was willing to end the military campaign against Iran even if the Strait of Hormuz remained largely closed. [see more...](#)

USD/JPY Price Forecast: Corrects further below 20-day EMA as Iran conflicts de-escalate

The USD/JPY pair extends its losing streak for the third trading day on Wednesday, trading 0.26% lower to near 158.30 during the European session. The pair faces selling pressure as a steep correction in the Oil price due to intensified hopes of a ceasefire in the Middle East has improved the appeal of [see more...](#)

EUR/USD extends recovery to near 1.1600 on Mideast ceasefire hopes

The EUR/USD pair extends Tuesday's recovery on Wednesday, trading 0.3% higher to near 1.1600 during the European session. The major currency pair gains as demand for safe-haven assets has diminished due to increased hopes of a ceasefire in the Middle East. During the press time, the US Dollar Index (DXY), which tracks the Greenback's value against six major currencies, trades 0.3% lower to near 99.50. [see more...](#)

ADP Employment Change expected to show subdued US job growth in March

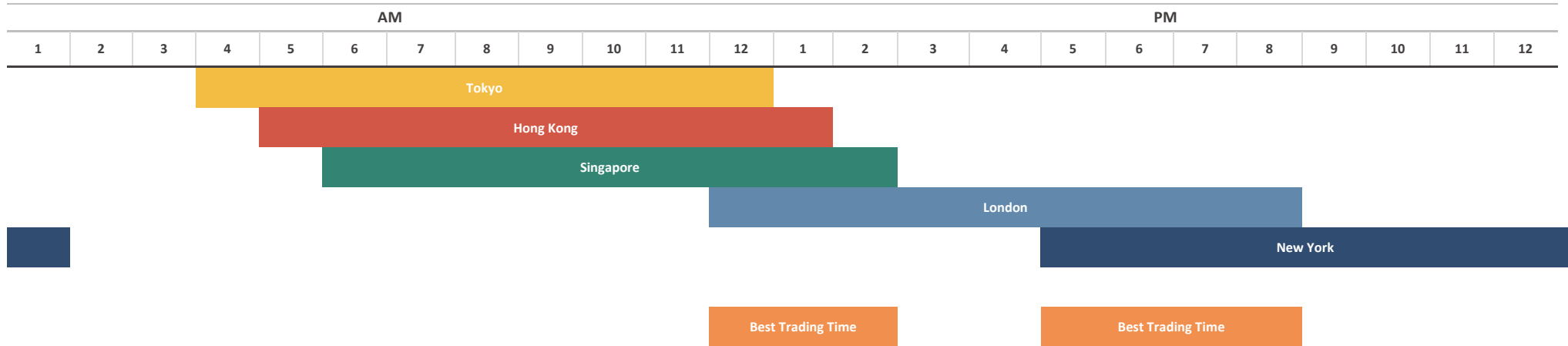
This week, the US job market will be in the spotlight as worries mount that the economy may be losing steam. The first relevant release will be on Wednesday with the ADP Employment Change, which is expected to show that the private sector added 40K jobs in March, marking a slowdown compared to the 63K in February. Economic worries have be [see more...](#)

Economic Calendar

Event	Date	Time	Currency	Importance	Actual	Forecast	Previous
ADP Nonfarm Employment Change (Mar)	1/4/2026	5:15 PM	USD	High volatility		41K	63K
Retail Sales (MoM) (Feb)	1/4/2026	5:30 PM	USD	High volatility		0.50%	-0.20%
Core Retail Sales (MoM) (Feb)	1/4/2026	5:30 PM	USD	High volatility		0.30%	0.00%
S&P Global Manufacturing PMI (Mar)	1/4/2026	6:45 PM	USD	High volatility		52.4	51.6
ISM Manufacturing PMI (Mar)	1/4/2026	7:00 PM	USD	High volatility		52.3	52.4
ISM Manufacturing Prices (Mar)	1/4/2026	7:00 PM	USD	High volatility		74	70.5
Crude Oil Inventories	1/4/2026	7:30 PM	USD	High volatility		2.000M	6.926M

FOREX MARKETS' STATISTICS

Forex Market Hours

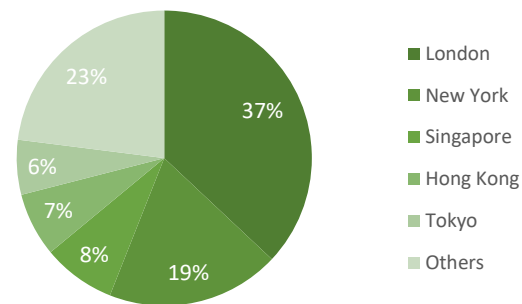


Note: This chart shows the normal forex trading times of all the major forex trading centers across the globe in Pakistan Standard Time.

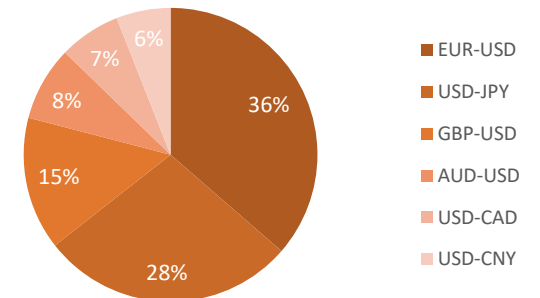
Forex Turnover by Counterparty



Markets' Share in Total Forex Turnover



Most Traded Currency Pairs



Sources: ACPL Research, Forexmarkethours, Dailyfx, Ig

DISCLAIMER

This report has been prepared by Abbasi and Company (Private) Limited and is provided for information purposes only. Abbasi and Company (Private) Limited (ACPL) is engaged in brokerage business of commodities futures in Pakistan and to provide the trading/ execution facility on Pakistan Mercantile Exchange (PMEX). There is risk of loss in trading in derivatives (futures). The author, directors and other employees of Abbasi and Company (Private) Limited and its affiliates cannot be held responsible for any loss in trading. Futures; futures on margin carries a high level of risk and may not be suitable for all investors. The high degree of leverage can work against the investor/ traders. Before deciding to invest in Commodity derivatives, you should carefully consider your investment objectives, level of experience, and risk appetite. The possibility exists that you could sustain a loss of some or all of your initial investment and therefore you should not invest money that you cannot afford to lose. You should be aware of all the risks associated with futures trading in commodities and other financial products. We take no responsibility for any loss made in investment on any instruments through us. In any event Abbasi and Company (Private) Limited, its affiliates, agents will not be liable to anyone for any decision made or action taken for investment/ trading. Abbasi and Company (Private) Limited, its affiliates, directors and employees cannot be held responsible for any loss in trading due to any problem in connectivity; failure of system; technical problem in the software or any other reason whatever.

All the reports/ recommendations/ trading calls/ opinions are advisory in nature and contains the opinions of the author, which are not to be construed as investment advices. The author, directors and other employees of Abbasi and Company (Private) Limited and its affiliates cannot be held responsible for the accuracy of the information presented herein or for the results of the positions taken based on the opinions expressed in the reports/ views from Abbasi and Company (Private) Limited. All the views/ recommendations/ trading calls and opinions are based on the information, which are believed to be accurate and no assurance can be given for the accuracy of these information.

Derivatives trading involve substantial risk. The valuation of the underlying may fluctuate, and as a result, clients may lose their entire original investment. In no event should the content of this research report be construed as an express or an implied promise, guarantee or implication by, or from, Abbasi and Company (Private) Limited that you will profit or that losses can, or will be, limited in any manner whatsoever. Past results are no indication of future performance. The information provided in this report is intended solely for informative purposes and is obtained from sources believed to be reliable. Information is in no way guaranteed. No guarantee of any kind is implied or possible where projections of future conditions are attempted. Investments in securities market are subject to market risks, read all the related documents carefully before investing.

All rights reserved by Abbasi and Company (Private) Limited. This report or any portion hereof may not be reproduced, distributed, or published by any person for any purpose whatsoever. Nor can it be sent to a third party without prior consent of Abbasi and Company (Private) Limited. Action could be taken for unauthorized reproduction, distribution, or publication.

The research analyst, primarily involved in the preparation of this report, certifies that (1) the views expressed in this report accurately reflect his/her personal views about the subject commodity/index /currency pair and (2) no part of his/her compensation was, is or will be directly or indirectly related to the specific recommendations or views expressed in this report.

DISCLOSURE

Following exchange rates are used to convert investment and profit values:

- USD/PKR: 280.10
- JPY/PKR: 1.97

To arrive at our Target Price, Abbasi & Company (Private) Limited uses following methods:

- Technical Analysis
- Fundamental Analysis

Furthermore, profit and returns are inclusive of all expenses including PMEX Fee, ACPL Fee & Sales Tax

RESEARCH DISSEMINATION POLICY

Abbasi & Company (Private) Limited endeavors to make all reasonable efforts to disseminate research to all eligible clients in a timely manner through either physical or electronic distribution such as email, fax mail etc. Nevertheless, all clients may not receive the material at the same time.

PREPARED BY

Muhammad Rashid Nawaz
Phone: (+92) 42 38302028
Ext: 118
Email: umairjaved@abbasiandcompany.com

RESEARCH DEPARTMENT

6 - Shadman, Lahore
Phone: (+92) 42 38302028; Ext: 116, 117
Email: research@abbasiandcompany.com
web: www.abbasiandcompany.com

HEAD OFFICE

6 - Shadman, Lahore
Phone: (+92) 42 38302028
Email: support@abbasiandcompany.com
web: www.abbasiandcompany.com